How to Use an Instagram Story

Viewer to Watch Stories Anonymously

What Is an Instagram Story Viewer?

An Instagram Story Viewer is an online tool or app that allows you to view, download, and sometimes analyze Instagram Stories without being detected.

Instead of signing into your Instagram account, you simply enter a public username, and the viewer displays all active and saved stories from that account. It's fast, private, and perfect for those who want to stay low-key.

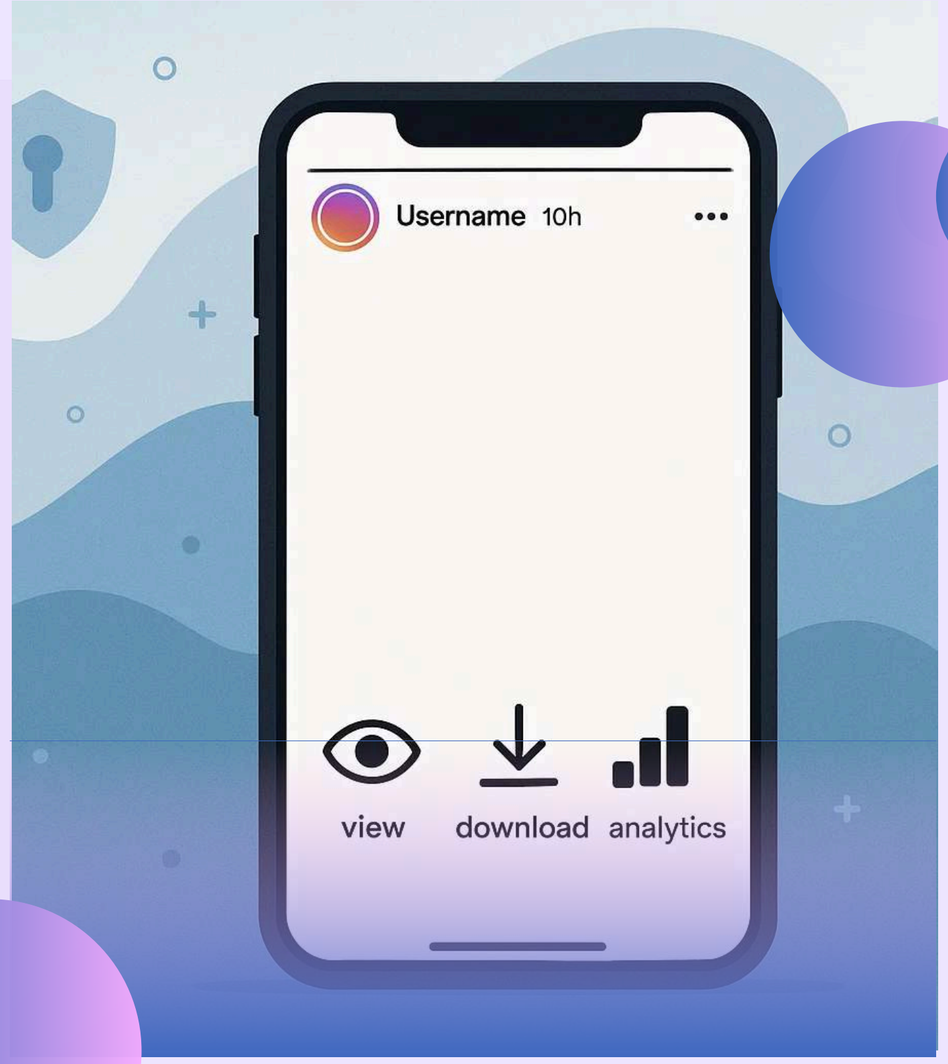

How to Use an Instagram Story Viewer (Step-by-Step)

Using an Instagram Story Viewer is simple and requires no technical knowledge. Here's how you can do it in just a few steps:

1. Choose a Trusted Platform:
2. Select a reliable online tool that doesn't require login or personal data.
3. Enter the Instagram Username:
4. Type the public account's handle you want to view. Example: @username.
5. View the Stories:
6. Instantly see all active stories posted within the last 24 hours.
7. Download if Needed:
8. Some tools allow you to save or download stories for offline viewing.
9. Stay Anonymous:
10. The best part — your name won't appear in the viewer list.

Benefits of Watching Instagram Stories Anonymously

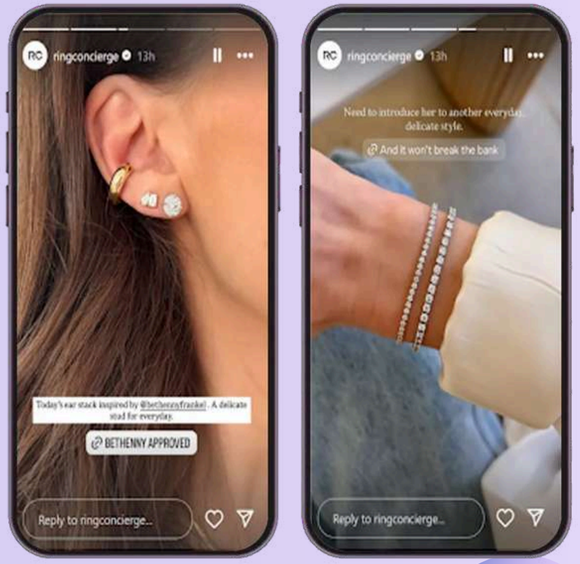

There are several reasons people prefer using anonymous viewers:

- 🔒 Complete Privacy: View without revealing your identity.
- 💡 Marketing Insights: Track competitor or influencer activity discreetly.
- ⏳ Quick Access: No need to log in or open the Instagram app.
- 💾 Download Stories: Save visuals for creative inspiration or reference.
- 🌍 Accessible Anywhere: Works on any browser or device.

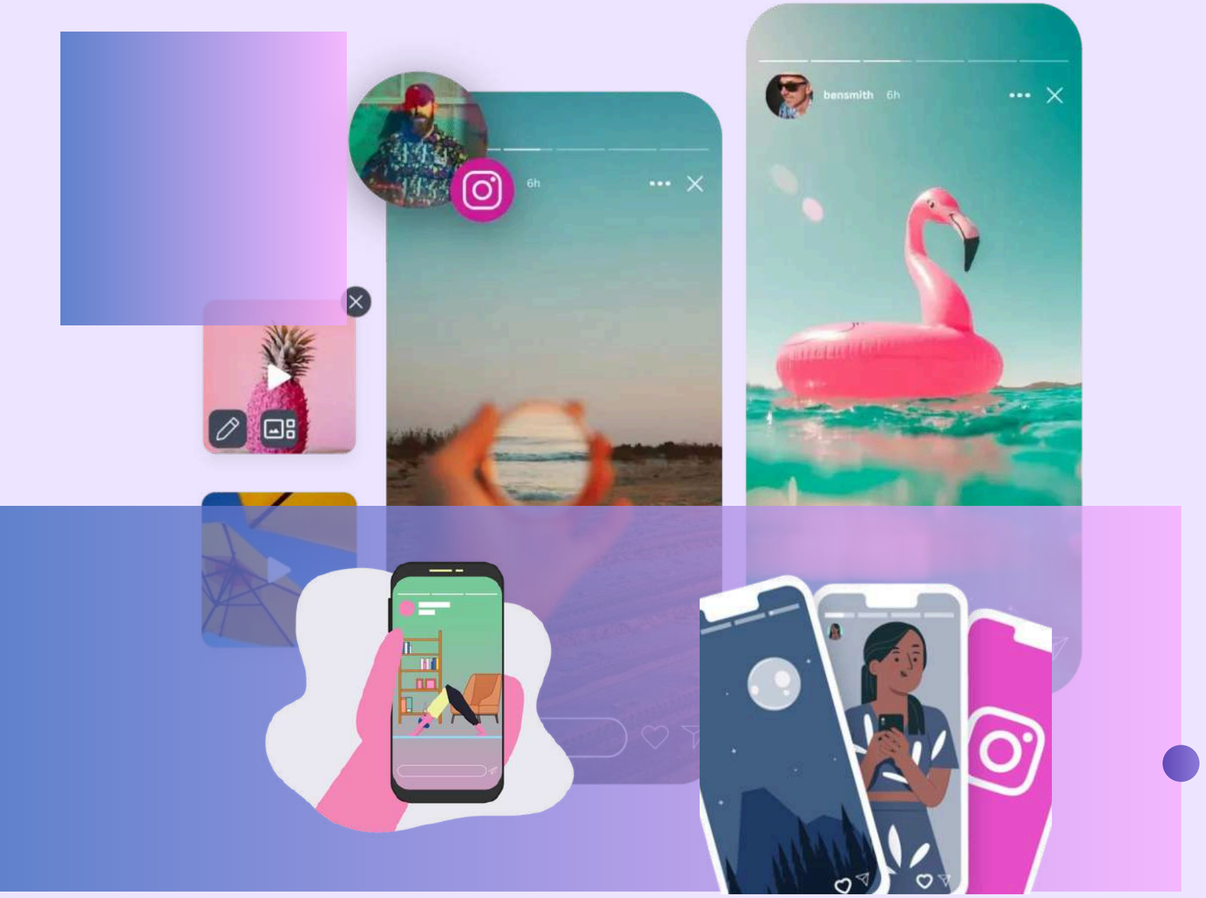

Summary

Using an Instagram Story Viewer is the easiest way to view stories anonymously. With trusted tools, users can maintain their privacy, access public stories, and even save content — all without revealing their identity.

https://socinator.com/instagram-story-viewer/